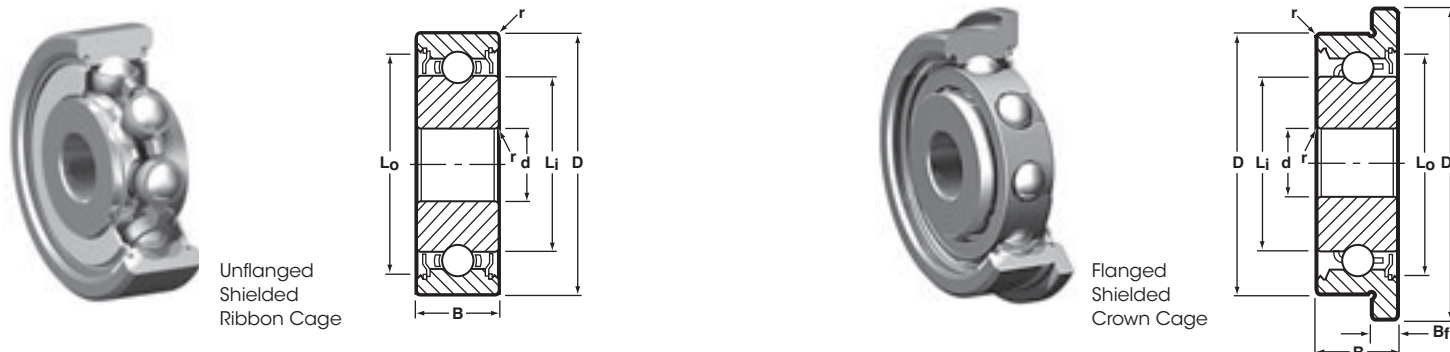


Modified Dimension, Radial, Shielded, Unflanged and Flanged



BASIC P/N	CAGE TYPE *	BORE d		O.D. D		WIDTH B				FLANGE DIA. D <sub>f</sub>	FLANGE WIDTH B <sub>f</sub>	LAND DIAMETER (REFERENCE)		FILLET RADIUS r	BALL COMPLEMENT		LOAD RATINGS**	
		INCH	(mm) ◊	INCH	(mm) ◊	1 SHIELD		2 SHIELDS				L <sub>i</sub>	L <sub>o</sub>		NO. Z	SIZE D <sub>b</sub>	DYN. C	STATIC C <sub>o</sub>
						INCH	(mm) ◊	INCH	(mm) ◊									
SSRI-2 1/2ZZA11	H	.0469	1.191	.1875	4.763	—	—	.0937	2.380	—	—	.081	.134	.003	6	1/32	16	5
SSRIF-418ZSD516 ▲	R	.0781	1.984	.2500	6.350	—	—	.0937	2.380	.296	.018	.161	.228	.003	8	.0394	53	22
SSRI-4ZZY05	H	.0781	1.984	.2500	6.350	—	—	.1094	2.779	—	—	.122	.205	.003	7	.0394	29	10
SSRI-4ZLN6	H	.0800	2.032	.2500	6.350	.1094	2.779	—	—	—	—	.122	.205	.003	6	3/64	35	12
SSRI-5ZN	R	.0902	2.291	.3125	7.938	.1094	2.779	—	—	—	—	.188	.270	.003	8	3/64	44	17
SSRI-3332ZZN4MC*	KC/M5	.0932	2.367	.1875	4.763	—	—	.0937	2.380	—	—	.118	.167	.003	7	1/32	19	6
SSRI-418ZN	H	.0937	2.380	.2500	6.350	.0937	2.380	—	—	—	—	.161	.228	.003	7	.0394	30	11
SSRI-418ZZN	H	.0937	2.380	.2500	6.350	—	—	.1094	2.779	—	—	.161	.228	.003	7	.0394	30	11
SSRI-418ZN	R	.0937	2.380	.2500	6.350	.0937	2.380	—	—	—	—	.161	.228	.003	8	.0394	33	12
SSRI-418ZZN	R	.0937	2.380	.2500	6.350	—	—	.1094	2.779	—	—	.161	.228	.003	8	.0394	33	12
SSRI-418ZZY04N	R	.0937	2.380	.2500	6.350	—	—	.0937	2.380	—	—	.161	.228	.003	8	.0394	33	12
SSRI-3332ZSD501	R	.0937	2.380	.2750	6.985	.0625	1.588	—	—	—	—	.118	.187	.003	8	1/32	21	7
SSRI-3332ZA1202	R	.0937	2.380	.2883	7.323	.0625	1.588	—	—	—	—	.118	.187	.003	8	1/32	21	8
SSRI-5ZA91	R	.0937	2.380	.4100	10.414	.1094	2.779	—	—	—	—	.173	.282	.003	6	1/16	60	22
SSRI-518ZA91N	R/H	.0937	2.380	.4100	10.414	.1094	2.779	—	—	—	—	.173	.282	.003	6	1/16	60	22
SSRI-418ZZY04	R	.1250	3.175	.2500	6.350	—	—	.0937	2.380	—	—	.161	.228	.003	8	.0394	33	12
SSRI-418ZW05	H	.1250	3.175	.2500	6.350	.1094	2.779	—	—	—	—	.161	.228	.003	7	.0394	30	11
SSRI-418ZW05	R	.1250	3.175	.2500	6.350	.1094	2.779	—	—	—	—	.161	.228	.003	8	.0394	33	12
SSRI-518ZZY05	R	.1250	3.175	.3125	7.938	—	—	.1094	2.779	—	—	.188	.270	.003	8	3/64	44	17
SSRI-418ZA02	R	.1250	3.175	.3750	9.525	.0937	2.380	—	—	—	—	.161	.228	.003	8	.0394	33	12
SSRI-418ZZA0204	R	.1250	3.175	.3750	9.525	—	—	.0937	2.380	—	—	.161	.228	.003	8	.0394	33	12
SSRI-618ZZY05	R/H	.1250	3.175	.3750	9.525	—	—	.1094	2.779	—	—	.188	.270	.005	8	3/64	44	17
SSRIF-618ZSD509 ▲	R	.1250	3.175	.3750	9.525	.1406	3.571	—	—	.500	.040	.173	.282	.005	6	1/16	60	22
SSRI-418ZA72	H	.1250	3.175	.4100	10.414	.0937	2.380	—	—	—	—	.161	.228	.003	7	.0394	30	11
SSRI-418ZA72	R	.1250	3.175	.4100	10.414	.0937	2.380	—	—	—	—	.161	.228	.003	8	.0394	33	12
SSRI-518ZA91	R	.1250	3.175	.4100	10.414	.1094	2.779	—	—	—	—	.173	.282	.003	6	1/16	60	22
SSRI-418ZA62	H	.1250	3.175	.4250	10.795	.0937	2.380	—	—	—	—	.161	.228	.003	7	.0394	30	11
SSRI-418ZZA62	H	.1250	3.175	.4250	10.795	—	—	.1094	2.779	—	—	.161	.228	.003	7	.0394	30	11
SSRI-418ZA62	R	.1250	3.175	.4250	10.795	.0937	2.380	—	—	—	—	.161	.228	.003	8	.0394	33	12
SSRI-418ZZA62	R	.1250	3.175	.4250	10.795	—	—	.1094	2.779	—	—	.161	.228	.003	8	.0394	33	12
SSRI-518ZA71	R/H	.1250	3.175	.4250	10.795	.1094	2.779	—	—	—	—	.173	.282	.003	6	1/16	60	22
SSRI-418ZA03	R	.1250	3.175	.4375	11.113	.0937	2.380	—	—	—	—	.161	.228	.003	8	.0394	33	12
SSRI-418ZZA0304	R	.1250	3.175	.4375	11.113	—	—	.0937	2.380	—	—	.161	.228	.003	8	.0394	33	12
SSRI-518ZZA0305	R	.1250	3.175	.5000	12.700	—	—	.1094	2.779	—	—	.188	.270	.003	8	3/64	44	17
SSR-2ZZA01	R/H	.1250	3.175	.5000	12.700	—	—	.1562	3.967	—	—	.200	.321	.012	7	1/16	66	26

Notes:

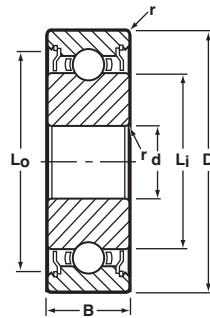
- Inch to metric conversion—see page 68.
  - Basic part numbers shown above include code "SS" for AISI 440C stainless steel. If SAE 52100 chrome alloy steel is desired, delete "SS."
  - See page 63 for ABEC tolerances.
  - r=Maximum shaft or housing fillet radius that bearing corners will clear.
- \* "R" Ribbon or "H" Crown cages are available as indicated. Please consult with factory for machined cage availability unless already noted.
  - ◊ Metric dimensions are for reference only.
  - ▲ Available only as flanged type.
  - \*\* Load ratings are based on ABMA Standard #12.



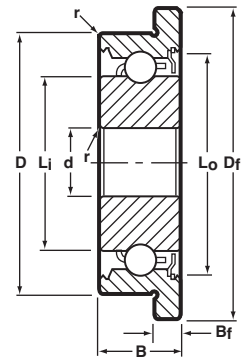
Modified Dimension, Radial, Shielded, Unflanged and Flanged (continued)



Unflanged  
Shielded  
Ribbon Cage



Flanged  
Shielded  
Crown Cage



BASIC P/N	CAGE TYPE *	BORE d		O.D. D		WIDTH B				FLANGE DIA. Df	FLANGE WIDTH Bf	LAND DIAMETER (REFERENCE)		FILLET RADIUS r	BALL COMPLEMENT		LOAD RATINGS**	
		INCH	(mm) ∅	INCH	(mm) ∅	1 SHIELD		2 SHIELDS				Li	Lo		NO. Z	SIZE Db	DYN. C	STATIC Co
						INCH	(mm) ∅	INCH	(mm) ∅									
SSRI-814ZSD524	R/H	.1250	3.175	.5000	12.700	.1250	3.175	—	—	—	—	.330	.452	.005	10	1/16	88	40
SSRIF-814ZSD504 ▲	H	.1250	3.175	.5000	12.700	.1250	3.175	—	—	.547	.023	.330	.452	.005	10	1/16	88	40
SSRI-6632ZZSD510	R	.1250	3.175	.5769	14.653	—	—	.1250	3.175	—	—	.235	.341	.003	8	1/16	76	31
SSRI-6632ZZSD509	H	.1250	3.175	.7500	19.050	—	—	.1250	3.175	—	—	.235	.341	.003	8	1/16	76	31
SSR-2ZZSD513	H	.1562	3.967	.3750	9.525	—	—	.1562	3.967	—	—	.200	.300	.012	7	1/16	66	26
SSRI-6632ZZSD508	R	.1567	3.980	.3750	9.525	—	—	.1250	3.175	—	—	.235	.341	.003	8	1/16	76	31
SSR-2ZZSD502	R/H	.1567	3.980	.3750	9.525	—	—	.1562	3.967	—	—	.200	.323	.012	7	1/16	66	26
SSRI-5632XZ	R	.1875	4.763	.3125	7.938	.1094	2.779	—	—	—	—	.224	.285	.003	11	.0394	40	17
SSRI-5632XZZY05	R	.1875	4.763	.3125	7.938	—	—	.1094	2.779	—	—	.224	.285	.003	11	.0394	40	17
SSRIF-5632XZZ ▲	R	.1875	4.763	.3125	7.938	—	—	.1250	3.175	.359	.036	.224	.285	.003	11	.0394	40	17
SSRI-5632XZZA0105	R	.1875	4.763	.3750	9.525	—	—	.1094	2.779	—	—	.224	.286	.003	11	.0394	39	17
SSRI-6632XZY05	H	.1875	4.763	.3750	9.525	.1094	2.779	—	—	—	—	.221	.285	.003	7	3/64	41	15
SSRI-6632XZY05	R	.1875	4.763	.3750	9.525	.1094	2.779	—	—	—	—	.221	.285	.003	8	3/64	45	17
SSRI-6632ZA91	H	.1875	4.763	.4100	10.414	.1094	2.779	—	—	—	—	.221	.285	.003	7	3/64	41	15
SSRI-5632ZA91	R	.1875	4.763	.4100	10.414	.1094	2.779	—	—	—	—	.221	.285	.003	8	3/64	45	17
SSRI-5632ZZA71	H	.1875	4.763	.4250	10.795	—	—	.1250	3.175	—	—	.221	.285	.003	7	3/64	41	15
SSRI-5632ZA71	R	.1875	4.763	.4250	10.795	.1094	2.779	—	—	—	—	.221	.285	.003	8	3/64	45	17
SSRI-5632ZZA71	R	.1875	4.763	.4250	10.795	—	—	.1250	3.175	—	—	.221	.285	.003	8	3/64	45	17
SSRI-5632XZZA0205	R	.1875	4.763	.4375	11.113	—	—	.1094	2.779	—	—	.224	.285	.003	11	.0394	40	17
SSRI-6632ZA6105	R	.1875	4.763	.4600	11.684	.1094	2.779	—	—	—	—	.235	.341	.003	8	1/16	76	31
SSRI-6632ZA0205	R	.1875	4.763	.5000	12.700	.1094	2.779	—	—	—	—	.235	.341	.003	8	1/16	76	31
SSRI-5632ZZA03	H	.1875	4.763	.5000	12.700	—	—	.1250	3.175	—	—	.221	.285	.003	7	3/64	41	15
SSRI-5632ZZA03	R	.1875	4.763	.5000	12.700	—	—	.1250	3.175	—	—	.221	.285	.003	8	3/64	45	17
SSRI-6632ZZA0208	R/H	.1875	4.763	.5000	12.700	—	—	.1562	3.967	—	—	.235	.341	.008	8	1/16	76	31
SSRIF-6632ZZA0208	R/H	.1875	4.763	.5000	12.700	—	—	.1562	3.967	.565	.042	.235	.341	.008	8	1/16	76	31
SSR-3ZZY08	R	.1875	4.763	.5000	12.700	—	—	.1562	3.967	—	—	.295	.441	.012	8	.0787	112	49
SSRIF-814ZSD503 ▲	H	.1875	4.763	.5000	12.700	.1250	3.175	—	—	.547	.023	.330	.452	.005	10	1/16	88	40
SSR-3ZZA	R/H	.1875	4.763	.6250	15.875	—	—	.1960	4.978	—	—	.276	.433	.012	7	3/32	140	59
SSR-3ZZA42	R/H	.1875	4.763	.7435	18.885	—	—	.1960	4.978	—	—	.276	.433	.012	7	3/32	140	59
SSR-3ZZA02	R/H	.1875	4.763	.7500	19.050	—	—	.1960	4.978	—	—	.276	.433	.012	7	3/32	140	59
SSR-3ZZA62	R/H	.1875	4.763	.7717	19.601	—	—	.1960	4.978	—	—	.276	.433	.012	7	3/32	140	59
SSR-3ZZA03	R	.1875	4.763	.8750	22.225	—	—	.1960	4.978	—	—	.279	.433	.012	7	3/32	140	59
SSR-3ZZW20	R/H	.1875	4.763	.5000	12.700	—	—	.3125	7.938	—	—	.276	.433	.012	7	3/32	140	59
SSRI-614ZZA01	H	.2500	6.350	.4375	11.113	—	—	.1250	3.175	—	—	.285	.348	.003	13	.0394	43	21
SSRI-614ZA0205	H	.2500	6.350	.5000	12.700	.1094	2.779	—	—	—	—	.285	.348	.003	13	.0394	43	21

Notes:

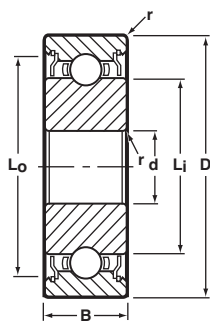
1. Inch to metric conversion—see page 68.
2. Basic part numbers shown above include code "SS" for AISI 440C stainless steel. If SAE 52100 chrome alloy steel is desired, delete "SS."
3. See page 63 for ABEC tolerances.
4. r=Maximum shaft or housing fillet radius that bearing corners will clear.

- \* "R" Ribbon or "H" Crown cages are available as indicated. Please consult with factory for machined cage availability.
- ∅ Metric dimensions are for reference only.
- ▲ Available only as flanged type.
- \*\* Load ratings are based on ABMA Standard #12.

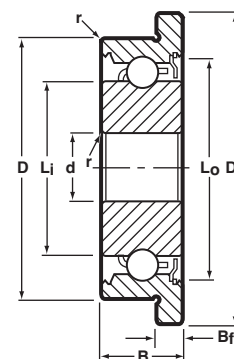
Modified Dimension, Radial, Shielded, Unflanged and Flanged (continued)



Unflanged  
Shielded  
Ribbon Cage



Flanged  
Shielded  
Crown Cage



BASIC P/N	CAGE TYPE *	BORE d		O.D. D		WIDTH B				FLANGE DIA. D <sub>f</sub>	FLANGE WIDTH B <sub>f</sub>	LAND DIAMETER (REFERENCE)		FILLET RADIUS r	BALL COMPLEMENT		LOAD RATINGS**	
		INCH	(mm) ∅	INCH	(mm) ∅	1 SHIELD		2 SHIELDS				L <sub>i</sub>	L <sub>o</sub>		NO. Z	SIZE D <sub>b</sub>	DYN. C	STATIC C <sub>0</sub>
						INCH	(mm) ∅	INCH	(mm) ∅									
SSRI-8516ZZSD502	R	.2500	6.350	.5000	12.700	—	—	.1562	3.967	—	—	.362	.460	.005	11	1/16	93	43
SSRIF-8516ZZSD502	R	.2500	6.350	.5000	12.700	—	—	.1562	3.967	.547	.042	.362	.460	.005	11	1/16	93	43
SSR-4ZZA01	R/H	.2500	6.350	.7500	19.050	—	—	.1960	4.978	—	—	.364	.544	.012	8	3/32	159	70
SSR-4ZZA12	R	.2500	6.350	.8685	22.060	—	—	.1960	4.978	—	—	.364	.544	.012	8	3/32	159	70
SSR-4ZZA63	R	.2500	6.350	1.0415	26.454	—	—	.1960	4.978	—	—	.364	.544	.012	8	3/32	159	70
SSR-4ZZSD548	R	.2500	6.350	.6250	15.875	—	—	.3120	7.925	—	—	.364	.544	.012	8	3/32	159	70
SSR-4ZZSD561	R	.2500	6.350	.7050	17.907	—	—	.1960	4.978	—	—	.364	.544	.012	8	3/32	159	70
SSR-2270ZZW301	R	.2756	7.000	.8661	22.000	—	—	.4060	10.312	—	—	.424	.745	.016	7	5/32	569	273
SSRI-8516ZZA02	R	.3125	7.938	.6250	15.875	—	—	.1562	3.967	—	—	.362	.460	.005	11	1/16	93	43
SSR-2280ZZW301	R	.3150	8.000	.8661	22.000	—	—	.4060	10.312	—	—	.424	.745	.016	7	5/32	569	273
SSR-2280ZZW021	R	.3150	8.000	.8661	22.000	—	—	.4724	12.000	—	—	.424	.745	.016	7	5/32	425	208
SSRI-1438ZZA02	R	.3750	9.525	1.0000	25.400	—	—	.2812	7.142	—	—	.474	.783	.016	7	5/32	569	273

Notes:

1. Inch to metric conversion—see page 68.
2. Basic part numbers shown above include code "SS" for AISI 440C stainless steel. If SAE 52100 chrome alloy steel is desired, delete "SS."
3. See page 63 for ABEC tolerances.
4. r=Maximum shaft or housing fillet radius that bearing corners will clear.

- \* "R" Ribbon or "H" Crown cages are available as indicated. Please consult with factory for machined cage availability.
- ∅ Metric dimensions are for reference only.
- \*\* Load ratings are based on ABMA Standard #12.