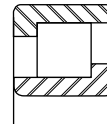
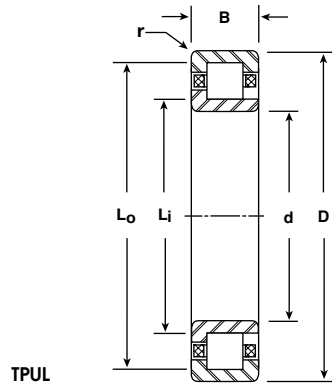


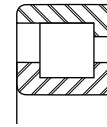


## Metric Series

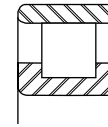
Bore Sizes 10-25 mm



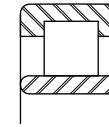
TPLL



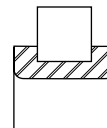
TPLU



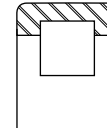
TPSU



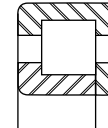
TPUS



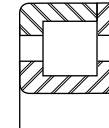
TPU inner



TPU outer



TPUU



TPUU

BASIC P/N	BORE d		O.D. D		WIDTH B		NOMINAL ROLLER PATH DIA.		MOUNTING SHOULDER DIA.		FILLET RADIUS r	ROLLER		LOAD RATINGS LBS	
	mm	INCH	mm	INCH	mm	INCH	INNER INCH	OUTER INCH	MIN. SHAFT Li INCH	MAX. HOUSING Lo INCH		NO.	DIA. & LENGTH mm	DYN. C	STATIC Co
											mm				
TP1900	10	.3937	22	.8661	6	.2362	.4923	.7679	.472	.788	.012	10	3.5	1100	790
TP100	10	.3937	26	1.0236	8	.3150	.5116	.9053	.482	.929	.012	8	5	1800	1250
TP200	10	.3937	30	1.1811	9	.3543	.5910	.9847	.558	1.025	.024	8	5	1800	1250
TP300	10	.3937	35	1.3780	11	.4331	.6694	1.1812	.571	1.202	.024	8	6.35	2900	2000
TP1901	12	.4724	24	.9449	6	.2362	.5777	.8532	.559	.862	.012	10	3.5	1100	810
TP101	12	.4724	28	1.1024	8	.3150	.5909	.9846	.560	1.016	.012	8	5	1800	1250
TP201	12	.4724	32	1.2598	10	.3937	.6299	1.1024	.616	1.116	.024	8	6	2500	1750
TP301	12	.4724	37	1.4567	12	.4724	.7103	1.2615	.676	1.263	.039	8	7	3400	2400
TP1902	15	.5906	28	1.1024	7	.2756	.7088	.9844	.678	1.027	.012	14	3.5	1400	1200
TP102	15	.5906	32	1.2598	9	.3543	.7382	1.1319	.682	1.166	.012	10	5	2150	1650
TP202	15	.5906	35	1.3780	11	.4331	.7485	1.2210	.737	1.239	.024	10	6	2950	2250
TP302	15	.5906	42	1.6535	13	.5118	.8229	1.4529	.792	1.452	.039	8	8	4400	3200
TP1903	17	.6693	30	1.1811	7	.2756	.7877	1.0633	.742	1.107	.012	14	3.5	1400	1200
TP103	17	.6693	35	1.3780	10	.3937	.8366	1.2303	.767	1.288	.012	12	5	2450	2050
TP203	17	.6693	40	1.5748	12	.4724	.8782	1.3900	.811	1.425	.024	10	6.35	3600	2850
TP303	17	.6693	47	1.8504	14	.5512	.9232	1.6319	.872	1.640	.039	8	9	5400	4000
TP1804	20	.7874	32	1.2598	7	.2756	.8858	1.1614	.879	1.172	.012	16	3.5	1550	1400
TP1904	20	.7874	37	1.4567	9	.3543	.9352	1.3289	.878	1.371	.012	14	5	2750	2450
TP104	20	.7874	42	1.6535	12	.4724	.9449	1.4961	.922	1.519	.024	10	7	4000	3250
TP204	20	.7874	47	1.8504	14	.5512	1.0199	1.6498	.975	1.667	.039	10	8	5200	4250
TP304	20	.7874	52	2.0472	15	.5906	1.0235	1.8109	.994	1.849	.039	8	10	6650	5050
TP1805	25	.9843	37	1.4567	7	.2756	1.0847	1.3583	1.060	1.380	.012	18	3.5	1700	1600
TP1905	25	.9843	42	1.6535	9	.3543	1.1429	1.5366	1.075	1.569	.012	16	5	3050	2850
TP105	25	.9843	47	1.8504	12	.4724	1.1419	1.6931	1.131	1.702	.024	12	7	4600	4050
TP205	25	.9843	52	2.0472	15	.5906	1.2003	1.8303	1.151	1.861	.039	12	8	5950	5300
TP305	25	.9843	62	2.4409	17	.6693	1.3211	2.1873	1.206	2.223	.039	10	11	9300	7750

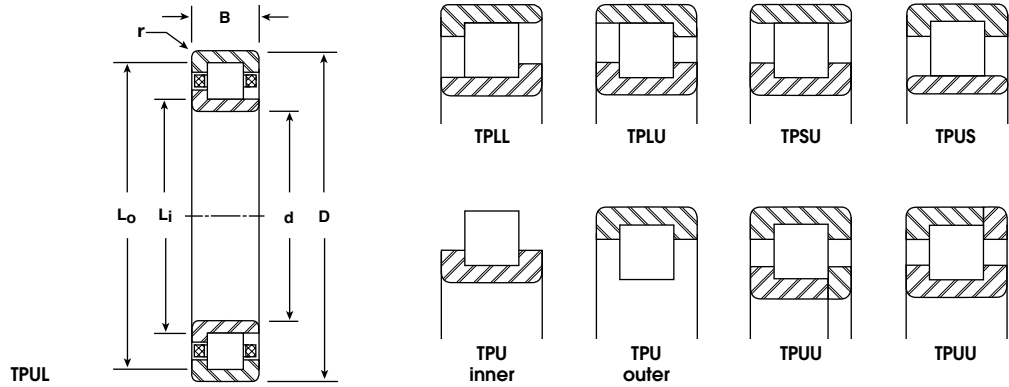
### Notes:

- NHBB typically manufactures roller bearings in both 52100 and M50 material to ABEC 5 tolerances per ABMA Standard 20. Other materials and tolerances are available.
- All cages are metallic and one-piece machined.
- Standard rollers have equal length and diameter. Rectangular rollers, typically under a 2:1 length-to-diameter ratio, are also available.
- Custom features such as puller grooves, mounting flanges and anti-rotation devices can be designed into all ring configurations.
- Fillet Radius (r) is the maximum shaft or housing fillet radius that bearing corners will clear.



## Metric Series

Bore Sizes 30-55 mm



BASIC P/N	BORE d		O.D. D		WIDTH B		NOMINAL ROLLER PATH DIA.		MOUNTING SHOULDER DIA.		FILLET RADIUS r	ROLLER		LOAD RATINGS LBS	
	mm	INCH	mm	INCH	mm	INCH	INNER	OUTER	MIN. SHAFT Li	MAX. HOUSING Lo		NO.	DIA. & LENGTH mm	DYN. C	STATIC Co
							INCH	INCH			INCH			INCH	
TP1806	30	1.1811	42	1.6535	7	.2756	1.2795	1.5551	1.255	1.589	.012	20	3.5	1800	1800
TP1906	30	1.1811	47	1.8504	9	.3543	1.3288	1.7225	1.265	1.765	.012	18	5	3300	3300
TP106	30	1.1811	55	2.1654	13	.5118	1.4116	1.9628	1.360	1.985	.039	14	7	5150	4900
TP206	30	1.1811	62	2.4409	16	.6299	1.4579	2.2454	1.375	2.285	.039	12	10	9050	8150
TP306	30	1.1811	72	2.8346	19	.7480	1.5219	2.5455	1.415	2.600	.039	10	13	12900	11100
TP1807	35	1.3780	47	1.8504	7	.2756	1.4764	1.7520	1.450	1.770	.012	22	3.5	1950	2050
TP1907	35	1.3780	55	2.1654	10	.3937	1.5470	2.0195	1.517	2.030	.024	18	6	4550	4650
TP107	35	1.3780	62	2.4409	14	.5512	1.6100	2.2400	1.562	2.257	.039	14	8	6700	6500
TP207	35	1.3780	72	2.8346	17	.6693	1.6946	2.5607	1.585	2.624	.039	12	11	10700	9900
TP307	35	1.3780	80	3.1496	21	.8268	1.7126	2.8150	1.685	2.846	.059	10	14	14700	12900
TP1808	40	1.5748	52	2.0472	7	.2756	1.6735	1.9491	1.650	1.960	.012	24	3.5	2100	2250
TP1908	40	1.5748	62	2.4409	12	.4724	1.7327	2.2839	1.708	2.302	.024	18	7	6200	6500
TP108	40	1.5748	68	2.6772	15	.5906	1.7718	2.4805	1.758	2.499	.039	14	9	8250	8100
TP208	40	1.5748	80	3.1496	18	.7087	1.9130	2.8579	1.795	2.933	.039	12	12	12600	12000
TP308	40	1.5748	90	3.5433	23	.9055	1.9607	3.2206	1.890	3.243	.059	10	16	19100	17100
TP1809	45	1.7717	58	2.2835	7	.2756	1.8899	2.1655	1.875	2.190	.012	28	3.5	2350	2650
TP1909	45	1.7717	68	2.6772	12	.4724	1.9486	2.4998	1.912	2.537	.024	20	7	6750	7300
TP109	45	1.7717	75	2.9528	16	.6299	2.0258	2.7344	1.957	2.760	.039	16	9	9100	9450
TP209	45	1.7717	85	3.3465	19	.7480	2.0725	3.0962	1.980	3.135	.039	12	13	14800	14300
TP309	45	1.7717	100	3.9370	25	.9843	2.1852	3.5238	2.080	3.625	.059	10	17	21500	19700
TP1810	50	1.9685	65	2.5591	7	.2756	2.1260	2.4016	2.102	2.395	.012	32	3.5	2600	3050
TP1910	50	1.9685	72	2.8346	12	.4724	2.1267	2.6779	2.107	2.696	.024	20	7	6750	7400
TP110	50	1.9685	80	3.1496	16	.6299	2.2227	2.9314	2.152	2.963	.039	18	9	9950	10700
TP210	50	1.9685	90	3.5433	20	.7874	2.2698	3.2934	2.183	3.334	.039	14	13	16600	16900
TP310	50	1.9685	110	4.3307	27	1.0630	2.4393	3.9353	2.357	3.949	.079	10	19	26600	24900
TP1811	55	2.1654	72	2.8346	9	.3543	2.3031	2.6969	2.281	2.720	.012	30	5	4850	5850
TP1911	55	2.1654	80	3.1496	13	.5118	2.3956	2.9467	2.361	2.953	.039	24	7	7700	9000
TP111	55	2.1654	90	3.5433	18	.7087	2.4427	3.3088	2.396	3.314	.039	16	11	13200	14100
TP211	55	2.1654	100	3.9370	21	.8268	2.5004	3.6028	2.444	3.654	.059	14	14	18900	19600
TP311	55	2.1654	120	4.7244	29	1.1417	2.7343	4.2304	2.555	4.334	.079	12	19	30500	30600

### Notes:

- NHBB typically manufactures roller bearings in both 52100 and M50 material to ABEC 5 tolerances per ABMA Standard 20. Other materials and tolerances are available.
- All cages are metallic and one-piece machined.
- Standard rollers have equal length and diameter. Rectangular rollers, typically under a 2:1 length-to-diameter ratio, are also available.
- Custom features such as puller grooves, mounting flanges and anti-rotation devices can be designed into all ring configurations.
- Fillet Radius (r) is the maximum shaft or housing fillet radius that bearing corners will clear.

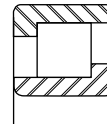
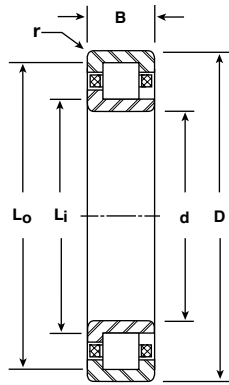


## Metric Series

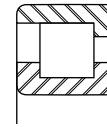
Bore Sizes 60-85 mm



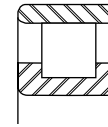
TPUL



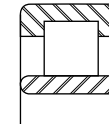
TPLL



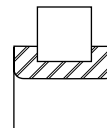
TPLU



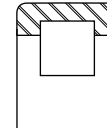
TPSU



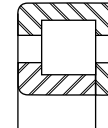
TPUS



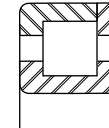
TPU inner



TPU outer



TPUU



TPUU

BASIC P/N	BORE d		O.D. D		WIDTH B		NOMINAL ROLLER PATH DIA.		MOUNTING SHOULDER DIA.		FILLET RADIUS r	ROLLER		LOAD RATINGS LBS	
	mm	INCH	mm	INCH	mm	INCH	INNER	OUTER	MIN. SHAFT Li	MAX. HOUSING Lo		NO.	DIA. & LENGTH	DYN. C	STATIC Co
											mm				
TP1812	60	2.3622	78	3.0709	10	.3937	2.5196	2.9134	2.480	2.940	.012	32	5	5100	6250
TP1912	60	2.3622	85	3.3465	13	.5118	2.5873	3.1385	2.565	3.145	.039	22	7	7250	8300
TP112	60	2.3622	95	3.7402	18	.7087	2.6180	3.4841	2.597	3.515	.039	18	11	14400	16000
TP212	60	2.3622	110	4.3307	22	.8661	2.7483	4.0082	2.643	4.046	.059	14	16	24500	25800
TP312	60	2.3622	130	5.1181	31	1.2205	2.9525	4.5273	2.769	4.715	.079	12	20	33700	34400
TP1813	65	2.5591	85	3.3465	10	.3937	2.7166	3.1891	2.670	3.215	.024	28	6	6350	7700
TP1913	65	2.5591	90	3.5433	13	.5118	2.7757	3.3269	2.758	3.345	.039	26	7	8200	9850
TP113	65	2.5591	100	3.9370	18	.7087	2.8152	3.6813	2.783	3.707	.039	18	11	14400	16200
TP213	65	2.5591	120	4.7244	23	.9055	3.0432	4.3030	2.855	4.429	.059	14	16	24500	26300
TP313	65	2.5591	140	5.5118	33	1.2992	3.2124	4.9447	2.942	5.124	.079	12	22	40500	41800
TP1814	70	2.7559	90	3.5433	10	.3937	2.9134	3.3858	2.860	3.410	.024	30	6	6700	8250
TP1914	70	2.7559	100	3.9370	16	.6299	3.0095	3.7182	2.965	3.737	.039	24	9	12300	14900
TP114	70	2.7559	110	4.3307	20	.7874	3.0314	4.0550	2.995	4.095	.039	18	13	20100	22900
TP214	70	2.7559	125	4.9213	24	.9449	3.1690	4.5076	3.050	4.625	.059	14	17	27600	29800
TP314	70	2.7559	150	5.9055	35	1.3780	3.4332	5.3229	3.199	5.468	.079	12	24	47000	48700
TP1815	75	2.9528	95	3.7402	10	.3937	3.1103	3.5827	3.095	3.600	.024	32	6	7050	8850
TP1915	75	2.9528	105	4.1339	16	.6299	3.1893	3.8979	3.162	3.928	.039	24	9	12300	15000
TP115	75	2.9528	115	4.5276	20	.7874	3.2285	4.2522	3.192	4.295	.039	18	13	20100	23100
TP215	75	2.9528	130	5.1181	25	.9843	3.3269	4.7448	3.256	4.822	.059	14	18	30500	33100
TP315	75	2.9528	160	6.2992	37	1.4567	3.6537	5.7009	3.401	5.847	.079	12	26	53900	56200
TP1816	80	3.1496	100	3.9370	10	.3937	3.3071	3.7795	3.285	3.800	.024	34	6	7350	9450
TP1916	80	3.1496	110	4.3307	16	.6299	3.3859	4.0946	3.358	4.127	.039	26	9	13100	16300
TP116	80	3.1496	125	4.9213	22	.8661	3.5238	4.5474	3.386	4.684	.039	20	13	21700	26000
TP216	80	3.1496	140	5.5118	26	1.0236	3.6222	5.0396	3.518	5.145	.079	16	18	33300	37700
TP316	80	3.1496	170	6.6929	39	1.5354	3.9120	6.1168	3.615	6.235	.079	12	28	61700	64800
TP1817	85	3.3465	110	4.3307	13	.5118	3.5670	4.1182	3.540	4.125	.039	34	7	10000	13200
TP1917	85	3.3465	120	4.7244	18	.7087	3.6243	4.4904	3.575	4.502	.039	24	11	17500	21700
TP117	85	3.3465	130	5.1181	22	.8661	3.6810	4.7834	3.595	4.875	.039	20	14	24700	29700
TP217	85	3.3465	150	5.9055	28	1.1024	3.8777	5.4525	3.722	5.535	.079	14	20	36600	40400
TP317	85	3.3465	180	7.0866	41	1.6142	4.1141	6.3188	3.878	6.558	.098	12	28	62200	66600

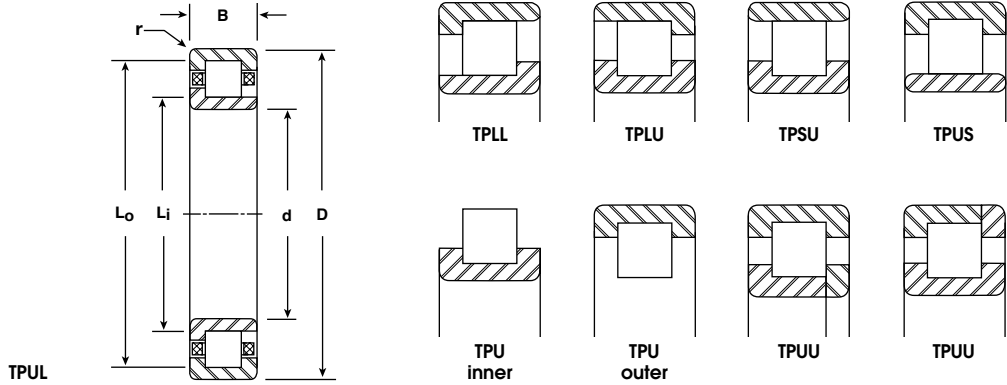
### Notes:

- NHBB typically manufactures roller bearings in both 52100 and M50 material to ABEC 5 tolerances per ABMA Standard 20. Other materials and tolerances are available.
- All cages are metallic and one-piece machined.
- Standard rollers have equal length and diameter. Rectangular rollers, typically under a 2:1 length-to-diameter ratio, are also available.
- Custom features such as puller grooves, mounting flanges and anti-rotation devices can be designed into all ring configurations.
- Fillet Radius (r) is the maximum shaft or housing fillet radius that bearing corners will clear.



## Metric Series

Bore Sizes 90-130 mm



BASIC P/N	BORE d		O.D. D		WIDTH B		NOMINAL ROLLER PATH DIA.		MOUNTING SHOULDER DIA.		FILLET RADIUS r	ROLLER		LOAD RATINGS LBS	
	mm	INCH	mm	INCH	mm	INCH	INNER	OUTER	MIN. SHAFT Li	MAX. HOUSING Lo		NO.	DIA. & LENGTH mm	DYN. C	STATIC Co
							INCH	INCH	INCH	INCH					
TP1818	90	3.5433	115	4.5276	13	.5118	3.7603	4.3115	3.740	4.360	.039	36	7	10500	14000
TP1918	90	3.5433	125	4.9213	18	.7087	3.8213	4.6874	3.762	4.693	.039	24	11	17900	22400
TP118	90	3.5433	140	5.5118	24	.9449	3.9668	5.1479	3.840	5.215	.059	20	15	27800	33700
TP218	90	3.5433	160	6.2992	30	1.1811	4.1336	5.7085	3.979	5.870	.079	16	20	40400	46800
TP318	90	3.5433	190	7.4803	43	1.6929	4.3899	6.7521	4.087	6.934	.098	12	30	70100	75300
TP1819	95	3.7402	120	4.7244	13	.5118	3.9567	4.5079	3.920	4.530	.039	38	7	10900	14800
TP1919	95	3.7402	130	5.1181	18	.7087	4.0181	4.8843	3.969	4.902	.039	26	11	19000	24400
TP119	95	3.7402	145	5.7087	24	.9449	4.1263	5.3861	4.033	5.411	.059	20	16	31200	37900
TP219	95	3.7402	170	6.6929	32	1.2598	4.3934	6.1257	4.184	6.257	.079	16	22	48200	56200
TP319	95	3.7402	200	7.8740	45	1.7717	4.6100	7.1297	4.297	7.325	.098	12	32	78900	85200
TP1820	100	3.9370	125	4.9213	13	.5118	4.1533	4.7044	4.140	4.770	.039	40	7	11300	15700
TP1920	100	3.9370	140	5.5118	20	.7874	4.2518	5.1966	4.179	5.278	.039	24	12	21300	27100
TP120	100	3.9370	150	5.9055	24	.9449	4.3225	5.5824	4.238	5.614	.059	20	16	31600	38800
TP220	100	3.9370	180	7.0866	34	1.3386	4.5279	6.4964	4.392	6.637	.079	14	25	56100	63600
TP1821	105	4.1339	130	5.1181	13	.5118	4.3613	4.9125	4.350	4.932	.039	42	7	11700	16500
TP1921	105	4.1339	145	5.7087	20	.7874	4.4489	5.3938	4.361	5.475	.039	24	12	20900	26500
TP121	105	4.1339	160	6.2992	26	1.0236	4.5804	5.9190	4.523	5.968	.079	20	17	34700	42700
TP221	105	4.1339	190	7.4803	36	1.4173	4.8344	6.8817	4.607	7.014	.079	14	26	60500	69300
TP1822	110	4.3307	140	5.5118	16	.6299	4.5681	5.2767	4.560	5.300	.039	34	9	15600	21200
TP1922	110	4.3307	150	5.9055	20	.7874	4.6453	5.5901	4.560	5.670	.039	26	12	22200	28800
TP122	110	4.3307	170	6.6929	28	1.1024	4.7634	6.2594	4.725	6.294	.079	18	19	40400	49200
TP222	110	4.3307	200	7.8740	38	1.4961	5.0002	7.2049	4.810	7.391	.079	14	28	70400	81500
TP1824	120	4.7244	150	5.9055	16	.6299	4.9636	5.6722	4.940	5.700	.039	38	9	17400	24600
TP1924	120	4.7244	165	6.4961	22	.8661	5.0867	6.1891	4.960	6.250	.039	26	14	29600	39100
TP124	120	4.7244	180	7.0866	28	1.1024	5.1946	6.6906	5.125	6.738	.079	20	19	43200	54400
TP224	120	4.7244	215	8.4646	40	1.5748	5.4726	7.8348	5.203	7.980	.079	14	30	79300	92600
TP1826	130	5.1181	165	6.4961	18	.7087	5.4140	6.2014	5.390	6.240	.039	36	10	20100	38300
TP1926	130	5.1181	180	7.0866	24	.9449	5.5117	6.6928	5.457	6.750	.059	26	15	33900	45500
TP126	130	5.1181	200	7.8740	33	1.2992	5.7082	7.2830	5.530	7.450	.079	20	20	47800	61200
TP226	130	5.1181	230	9.0551	40	1.5748	5.9643	8.3265	5.693	8.472	.098	16	30	87000	106500

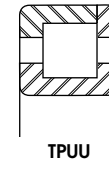
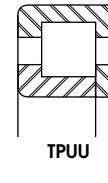
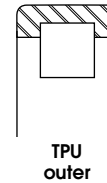
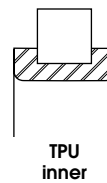
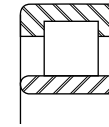
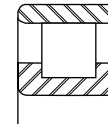
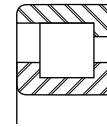
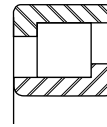
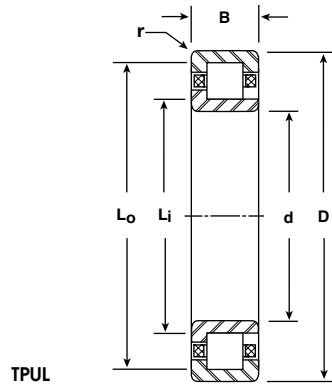
### Notes:

- NHBB typically manufactures roller bearings in both 52100 and M50 material to ABEC 5 tolerances per ABMA Standard 20. Other materials and tolerances are available.
- All cages are metallic and one-piece machined.
- Standard rollers have equal length and diameter. Rectangular rollers, typically under a 2:1 length-to-diameter ratio, are also available.
- Custom features such as puller grooves, mounting flanges and anti-rotation devices can be designed into all ring configurations.
- Fillet Radius (r) is the maximum shaft or housing fillet radius that bearing corners will clear.



## Metric Series

Bore Sizes 140-200 mm



BASIC P/N	BORE d		O.D. D		WIDTH B		NOMINAL ROLLER PATH DIA.		MOUNTING SHOULDER DIA.		FILLET RADIUS r	ROLLER		LOAD RATINGS LBS	
	mm	INCH	mm	INCH	mm	INCH	INNER INCH	OUTER INCH	MIN. SHAFT Li INCH	MAX. HOUSING Lo INCH		NO.	DIA. & LENGTH mm	DYN. C	STATIC Co
											INNER INCH				
TP1828	140	5.5118	175	6.8898	18	.7087	5.8072	6.5946	5.760	6.630	.039	38	10	22300	32600
TP1928	140	5.5118	190	7.4803	24	.9449	5.9057	7.0868	5.840	7.140	.059	28	15	36400	50300
TP128	140	5.5118	210	8.2677	33	1.2992	6.1027	7.6775	5.939	7.845	.079	22	20	53100	70800
TP228	140	5.5118	250	9.8425	42	1.6535	6.4176	8.9373	6.132	9.220	.098	16	32	99300	123500
TP1830	150	5.9055	190	7.4803	20	.7874	6.1811	7.2047	6.150	7.244	.039	34	13	32300	46700
TP1930	150	5.9055	210	8.2677	28	1.1024	6.4177	7.7563	6.340	7.825	.079	28	17	46400	65400
TP130	150	5.9055	225	8.8583	35	1.3780	6.5150	8.2479	6.435	8.310	.079	22	22	63800	86100
TP1832	160	6.2992	200	7.8740	20	.7874	6.5748	7.5984	6.530	7.618	.039	34	13	32300	46900
TP1932	160	6.2992	220	8.6614	28	1.1024	6.7710	8.1884	6.720	8.270	.079	28	18	51900	73800
TP132	160	6.2992	240	9.4488	38	1.4961	6.9290	8.8187	6.875	8.880	.079	22	24	74000	105000
TP1834	170	6.6929	215	8.4646	22	.8661	7.0669	8.0905	6.980	8.170	.039	36	13	33700	49900
TP1934	170	6.6929	230	9.0551	28	1.1024	7.1650	8.5824	7.070	8.670	.079	28	18	51900	74100
TP134	170	6.6929	260	10.2362	42	1.6535	7.4407	9.4880	7.380	9.590	.079	22	26	86400	119000
TP1836	180	7.0866	225	8.8583	22	.8661	7.4606	8.4826	7.410	8.540	.039	38	13	35100	52900
TP1936	180	7.0866	250	9.8425	33	1.2992	7.6779	9.2527	7.600	9.350	.079	28	20	63600	92200
TP136	180	7.0866	280	11.0236	46	1.8110	7.8742	10.2364	7.820	10.360	.079	20	30	104500	141500
TP1838	190	7.4803	240	9.4488	24	.9449	7.9134	9.0517	7.840	9.150	.059	36	14	38400	57400
TP1938	190	7.4803	260	10.2362	33	1.2992	8.0703	9.6451	8.030	9.770	.079	28	20	63600	92700
TP138	190	7.4803	290	11.4173	46	1.8110	8.2085	10.7085	8.150	10.830	.079	20	32	117500	160000
TP1840	200	7.8740	250	9.8425	24	.9449	8.3071	9.4094	8.220	9.495	.059	38	14	40000	60800
TP1940	200	7.8740	280	11.0236	38	1.4961	8.5057	10.3937	8.415	10.500	.079	26	24	83900	121500

### Notes:

- NHBB typically manufactures roller bearings in both 52100 and M50 material to ABEC 5 tolerances per ABMA Standard 20. Other materials and tolerances are available.
- All cages are metallic and one-piece machined.
- Standard rollers have equal length and diameter. Rectangular rollers, typically under a 2:1 length-to-diameter ratio, are also available.
- Custom features such as puller grooves, mounting flanges and anti-rotation devices can be designed into all ring configurations.
- Fillet Radius (r) is the maximum shaft or housing fillet radius that bearing corners will clear.