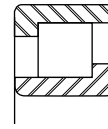
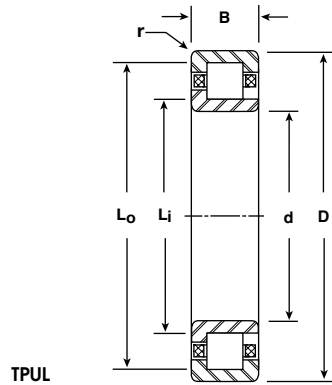


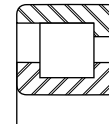


Metric Series

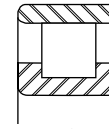
Bore Sizes 140-200 mm



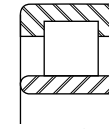
TPLL



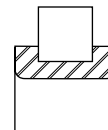
TPLU



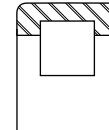
TPSU



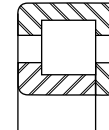
TPUS



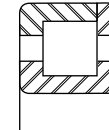
TPU inner



TPU outer



TPUU



TPUU

BASIC P/N	BORE d		O.D. D		WIDTH B		NOMINAL ROLLER PATH DIA.		MOUNTING SHOULDER DIA.		FILLET RADIUS r	ROLLER		LOAD RATINGS LBS	
	mm	INCH	mm	INCH	mm	INCH	INNER INCH	OUTER INCH	MIN. SHAFT Li INCH	MAX. HOUSING Lo INCH		NO.	DIA. & LENGTH mm	DYN. C	STATIC Co
											INNER INCH				
TP1828	140	5.5118	175	6.8898	18	.7087	5.8072	6.5946	5.760	6.630	.039	38	10	22300	32600
TP1928	140	5.5118	190	7.4803	24	.9449	5.9057	7.0868	5.840	7.140	.059	28	15	36400	50300
TP128	140	5.5118	210	8.2677	33	1.2992	6.1027	7.6775	5.939	7.845	.079	22	20	53100	70800
TP228	140	5.5118	250	9.8425	42	1.6535	6.4176	8.9373	6.132	9.220	.098	16	32	99300	123500
TP1830	150	5.9055	190	7.4803	20	.7874	6.1811	7.2047	6.150	7.244	.039	34	13	32300	46700
TP1930	150	5.9055	210	8.2677	28	1.1024	6.4177	7.7563	6.340	7.825	.079	28	17	46400	65400
TP130	150	5.9055	225	8.8583	35	1.3780	6.5150	8.2479	6.435	8.310	.079	22	22	63800	86100
TP1832	160	6.2992	200	7.8740	20	.7874	6.5748	7.5984	6.530	7.618	.039	34	13	32300	46900
TP1932	160	6.2992	220	8.6614	28	1.1024	6.7710	8.1884	6.720	8.270	.079	28	18	51900	73800
TP132	160	6.2992	240	9.4488	38	1.4961	6.9290	8.8187	6.875	8.880	.079	22	24	74000	105000
TP1834	170	6.6929	215	8.4646	22	.8661	7.0669	8.0905	6.980	8.170	.039	36	13	33700	49900
TP1934	170	6.6929	230	9.0551	28	1.1024	7.1650	8.5824	7.070	8.670	.079	28	18	51900	74100
TP134	170	6.6929	260	10.2362	42	1.6535	7.4407	9.4880	7.380	9.590	.079	22	26	86400	119000
TP1836	180	7.0866	225	8.8583	22	.8661	7.4606	8.4826	7.410	8.540	.039	38	13	35100	52900
TP1936	180	7.0866	250	9.8425	33	1.2992	7.6779	9.2527	7.600	9.350	.079	28	20	63600	92200
TP136	180	7.0866	280	11.0236	46	1.8110	7.8742	10.2364	7.820	10.360	.079	20	30	104500	141500
TP1838	190	7.4803	240	9.4488	24	.9449	7.9134	9.0517	7.840	9.150	.059	36	14	38400	57400
TP1938	190	7.4803	260	10.2362	33	1.2992	8.0703	9.6451	8.030	9.770	.079	28	20	63600	92700
TP138	190	7.4803	290	11.4173	46	1.8110	8.2085	10.7085	8.150	10.830	.079	20	32	117500	160000
TP1840	200	7.8740	250	9.8425	24	.9449	8.3071	9.4094	8.220	9.495	.059	38	14	40000	60800
TP1940	200	7.8740	280	11.0236	38	1.4961	8.5057	10.3937	8.415	10.500	.079	26	24	83900	121500

Notes:

- NHBB typically manufactures roller bearings in both 52100 and M50 material to ABEC 5 tolerances per ABMA Standard 20. Other materials and tolerances are available.
- All cages are metallic and one-piece machined.
- Standard rollers have equal length and diameter. Rectangular rollers, typically under a 2:1 length-to-diameter ratio, are also available.
- Custom features such as puller grooves, mounting flanges and anti-rotation devices can be designed into all ring configurations.
- Fillet Radius (r) is the maximum shaft or housing fillet radius that bearing corners will clear.