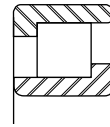
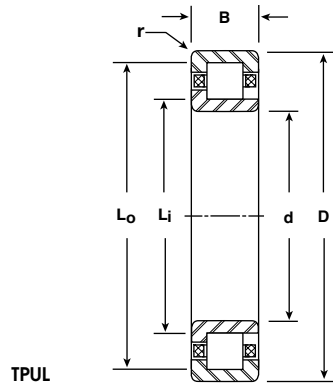


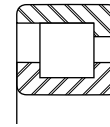


Metric Series

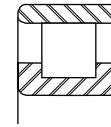
Bore Sizes 10-25 mm



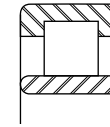
TPLL



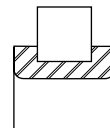
TPLU



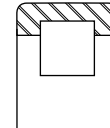
TPSU



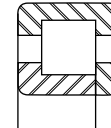
TPUS



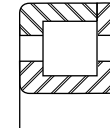
TPU inner



TPU outer



TPUU



TPUU

BASIC P/N	BORE d		O.D. D		WIDTH B		NOMINAL ROLLER PATH DIA.		MOUNTING SHOULDER DIA.		FILLET RADIUS r	ROLLER		LOAD RATINGS LBS	
	mm	INCH	mm	INCH	mm	INCH	INNER INCH	OUTER INCH	MIN. SHAFT Li INCH	MAX. HOUSING Lo INCH		NO.	DIA. & LENGTH mm	DYN. C	STATIC Co
											INCH				
TP1900	10	.3937	22	.8661	6	.2362	.4923	.7679	.472	.788	.012	10	3.5	1100	790
TP100	10	.3937	26	1.0236	8	.3150	.5116	.9053	.482	.929	.012	8	5	1800	1250
TP200	10	.3937	30	1.1811	9	.3543	.5910	.9847	.558	1.025	.024	8	5	1800	1250
TP300	10	.3937	35	1.3780	11	.4331	.6694	1.1812	.571	1.202	.024	8	6.35	2900	2000
TP1901	12	.4724	24	.9449	6	.2362	.5777	.8532	.559	.862	.012	10	3.5	1100	810
TP101	12	.4724	28	1.1024	8	.3150	.5909	.9846	.560	1.016	.012	8	5	1800	1250
TP201	12	.4724	32	1.2598	10	.3937	.6299	1.1024	.616	1.116	.024	8	6	2500	1750
TP301	12	.4724	37	1.4567	12	.4724	.7103	1.2615	.676	1.263	.039	8	7	3400	2400
TP1902	15	.5906	28	1.1024	7	.2756	.7088	.9844	.678	1.027	.012	14	3.5	1400	1200
TP102	15	.5906	32	1.2598	9	.3543	.7382	1.1319	.682	1.166	.012	10	5	2150	1650
TP202	15	.5906	35	1.3780	11	.4331	.7485	1.2210	.737	1.239	.024	10	6	2950	2250
TP302	15	.5906	42	1.6535	13	.5118	.8229	1.4529	.792	1.452	.039	8	8	4400	3200
TP1903	17	.6693	30	1.1811	7	.2756	.7877	1.0633	.742	1.107	.012	14	3.5	1400	1200
TP103	17	.6693	35	1.3780	10	.3937	.8366	1.2303	.767	1.288	.012	12	5	2450	2050
TP203	17	.6693	40	1.5748	12	.4724	.8782	1.3900	.811	1.425	.024	10	6.35	3600	2850
TP303	17	.6693	47	1.8504	14	.5512	.9232	1.6319	.872	1.640	.039	8	9	5400	4000
TP1804	20	.7874	32	1.2598	7	.2756	.8858	1.1614	.879	1.172	.012	16	3.5	1550	1400
TP1904	20	.7874	37	1.4567	9	.3543	.9352	1.3289	.878	1.371	.012	14	5	2750	2450
TP104	20	.7874	42	1.6535	12	.4724	.9449	1.4961	.922	1.519	.024	10	7	4000	3250
TP204	20	.7874	47	1.8504	14	.5512	1.0199	1.6498	.975	1.667	.039	10	8	5200	4250
TP304	20	.7874	52	2.0472	15	.5906	1.0235	1.8109	.994	1.849	.039	8	10	6650	5050
TP1805	25	.9843	37	1.4567	7	.2756	1.0847	1.3583	1.060	1.380	.012	18	3.5	1700	1600
TP1905	25	.9843	42	1.6535	9	.3543	1.1429	1.5366	1.075	1.569	.012	16	5	3050	2850
TP105	25	.9843	47	1.8504	12	.4724	1.1419	1.6931	1.131	1.702	.024	12	7	4600	4050
TP205	25	.9843	52	2.0472	15	.5906	1.2003	1.8303	1.151	1.861	.039	12	8	5950	5300
TP305	25	.9843	62	2.4409	17	.6693	1.3211	2.1873	1.206	2.223	.039	10	11	9300	7750

Notes:

- NHBB typically manufactures roller bearings in both 52100 and M50 material to ABEC 5 tolerances per ABMA Standard 20. Other materials and tolerances are available.
- All cages are metallic and one-piece machined.
- Standard rollers have equal length and diameter. Rectangular rollers, typically under a 2:1 length-to-diameter ratio, are also available.
- Custom features such as puller grooves, mounting flanges and anti-rotation devices can be designed into all ring configurations.
- Fillet Radius (r) is the maximum shaft or housing fillet radius that bearing corners will clear.